




A a




B b




C c




D d




E e




F f




G g




H h




I i




Jj




Kk




Ll




Mm




Nn




Oo




Pp




Qq




Rr




Ss




Tt




Uu




Vv




Ww



Xx



Yy



Zz

YOU
WIN!





Preparation: Download, print, and cut the cards apart.

Directions: Mix up the cards and put them all face down in a pile (like the game Go Fish). Pick one card out of the pile. Say the letter on your card (or the letter sound for a challenge). Continue taking turns picking a card and naming the letter (or letter sound). When someone picks the “You Win” card, they win and the game is over.

This game is a favorite because it is quick and it doesn't feel like you are practicing naming letters. This is also a great game to take with you when you are traveling or in a waiting room.

Other ideas:

- *Sort the cards by train type. Pick a train type and name those letters.
- *Find the letters of your name.
- *Print 2 sets and play Memory.